
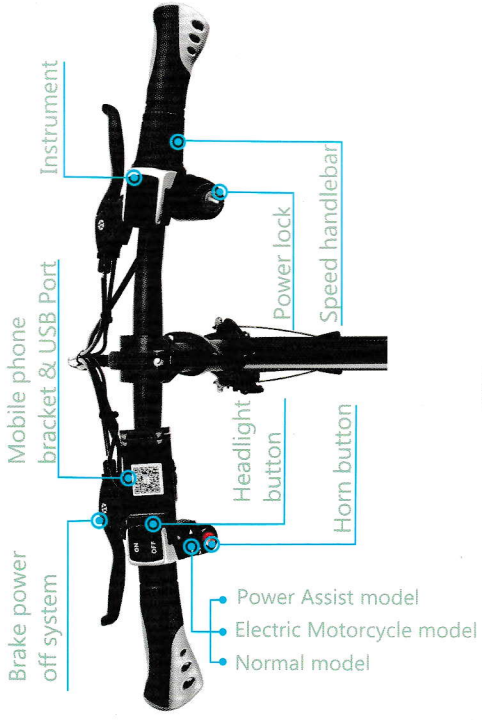


Electric Bike


D2 Structure illustration & folding instructions

Structure illustration





Headlight button




Mode switch key

L: Normal model


M: Electric Motorcycle model

R: Power Assist model

Horn button





Hold and press with your fingers, folding the Pedal.



Battery charging port
(located below the main beam of the frame)

Folding instructions

Step 1. Open the quick lock on the head end, to let the handle be perpendicular to the care frame.





Step 2. Open the quick lock on the Stem, lower the riser, as well as locking the quick lock.




Step 3. Open the Seat Tube quick lock, decentralized seats, as well as locking the quick lock.

Note:

Both the Riser and the Seat Tube are marked with a safe scale (MAX or MIN). For safety reasons, please use them in a safe range.



Step 4. Turn the buckle on the Standpipe clockwise and pull down the fold and fold down the front.



Product parameters

Name	Specification
Frame Material	Aluminium Alloy
Wheel Size	16"
Rear suspension	Support
Power Assist System	FIIDO System
Max Speed	25KM/H
Max Range	Up to 60KM
Battery	36V 7.8Ah High quality Ion battery
Recharge Time	5 hours
Front Brake	Mechanical Disc Brakes
Brake Type	Mechanical Disc Brakes
Chainset	Prowheel Steel 48-tooth
Free wheel	12-tooth
Pedals Included	Yes
Grips	Rubber
Handlebars	Aluminium Alloy
Pedals	Alloy
Rear Brake	Mechanical Disc Brakes
Rear Hub	250W Brushless toothed motor
Rims	Alloy
Tyres	Cheng Shin Tire (16" x 1.95)
Net Weight	19.8KG
Folded Size	75CM*35CM*65CM
Size	135CM*40CM*110CM
Gross Weight	24.5KG
Pack Size	80CM*43CM*60CM

* The above data allow for 5% manufacturing tolerances.
 * After receiving the goods, there may be some differences between individual accessories and display drawings, which are different due to the different batches, and do not affect the use.